



Plunkett Research Online

Outstanding Business, Industry and
Corporate Data in a Powerful Online Service



- **Better User Interface**

(Mobile-Friendly!)

- **Better Industry Data**

- **Better Tools**

- **Better Prices**



When you want Accurate, Timely, Innovative Business Information

How We Compare to Typical Business Data Sources:

FEATURE:

Plunkett?

The Other Guys?

Deep Profiles of Global Companies, both Public and Private, U.S. and International, with Financials and Executives?



Industry-Specific Research Centers?



Includes a Database of Industry Associations And Professional Societies?



Analytics and Benchmarks on Hundreds of Industry Sectors



Export Custom Reports with Build-A-Report™?



Written and Edited in-House by Plunkett Analysts?



Industry Videos?



High Prices?

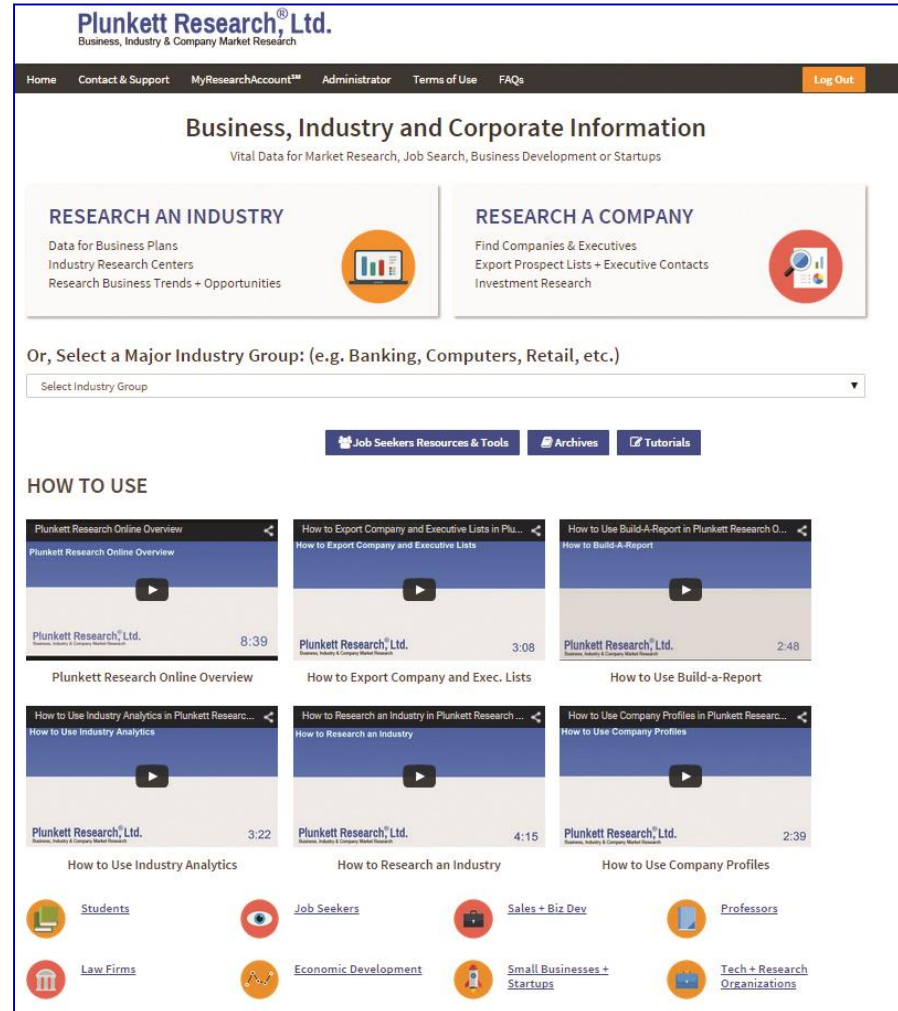
NO



Better User Interface

For most searches, you simply need to click one of two buttons:

- Research an Industry
- Research a Company



Data on Hundreds of Industry Sectors

And, we provide unique “Industry Research Centers” that give you special tools for these broad industry sectors, such as.

- Advertising, Branding & Marketing
- Aerospace, Aircraft, Satellites & Drones
- Airlines, Hotel & Travel
- Alternative & Renewable Energy
- Apparel, Textiles & Fashion
- Automobiles & Trucks
- Banking, Mortgages & Credit
- Biotechnology, Drugs & Genetics
- Canadian Industries
- Chemicals, Coatings & Plastics
- Consulting
- Consumer Products, Cosmetics, Hair & Personal Services
- E-Commerce & Internet
- Education, EdTech & MOOCs
- Energy & Utilities
- Engineering & Research
- Entertainment & Media
- Food, Beverage & Tobacco
- Games, Apps & Social Media
- Green Technology
- Health Care
- InfoTech, Computers & Software
- Insurance
- International Companies
- Investment & Securities
- Job Seeker Resources & Tools/
Search for Employers
- Manufacturing & Robotics
- Middle Market Companies
- Outsourcing & Offshoring
- Private Companies
- Real Estate & Construction
- Restaurant & Hospitality
- Retailing
- Sharing & Gig Economy, Freelance Workers
& On-Demand Delivery
- Sports
- Telecommunications
- Transportation & Supply Chain
- Wireless, Wi-Fi, RFID & Cellular

Sample Industry Research Center


Here's a sample Research Center, for the Sports Industry.

Note the terrific set of tools available for each industry!

Plunkett Research[®], Ltd.
Business, Industry & Company Market Research

[Home](#) [Contact & Support](#) [MyResearchAccountSM](#) [Administrator](#) [Terms of Use](#) [FAQs](#) [Log Out](#)

[Home](#) > [Select Industry](#) > [Sports Industry Research Center](#)




Sports Industry Research Center

Related Industries: [Entertainment & Media](#) [Advertising](#) [Wireless](#)

A major update of this data was completed on: July 10, 2015
Incremental updates are done on a regular basis and posted each Friday night.


Search [SEARCH](#) [Search for Companies](#) [Advanced Search Tips!](#)

[Advanced Search](#)




Market Research and Trends

Analysis of major trends.




Statistics

Extensive data on many facets of the industry.




Companies & Executives

Search, view, and export company data and executive contacts.




Build-A-ReportSM

Create a custom industry summary in PDF format. Choose from trends, statistics, companies, and glossary terms.




Industry Associations

Search, view, and export lists of industry associations and professional societies.




Glossary

An industry-specific glossary.



Industry Analytics (Beta)



Video

Video introduction to this industry.

Deep Analysis for Each Industry Covers Trends, Technologies and Markets


Example: Our Manufacturing Industry trends analysis includes:

- ✓ Industrial Robots and Factory Automation
- ✓ Automobile Exports
- ✓ Global Growth in Manufacturing and Regional Trade Centers
- ✓ Pros and Cons of Outsourcing & Offshoring
- ✓ Nearshoring and Reshoring Keep Operations Closer to Home
- ✓ Wages Rise in China
- ✓ Original Design Manufacturing (ODM) and Contract Electronics Manufacturing
- ✓ 3D Printing (Additive Manufacturing), Rapid Prototyping
- ✓ 3PL Supply Chain Management Evolves to Serve the Global Market

Our Analysts Cover the Latest Trends and Developments

Thousands of Statistical Tables, Continuously Updated / Click to Export

Access the deep
industry data,
market size
and forecasts
that you need.

**Plunkett Research, Ltd**
Our Market Research = Your Smart Decisions

HomeContact & SupportMyResearchAccount™AdministratorTerms of UseFAQsAccessibility PolicyLOG OUT

Home > Health Care Industry Research Center > Statistics

Health Care Industry
Market Research & TrendsStatisticsCompanies & ExecutivesBuild-A-ReportIndustry AnalyticsIndustry AssociationsVideoGlossary

Statistics

Search

Search in this topic

SEARCH

Advanced Search

Search for CompaniesAdvanced Search Tips!

Select topic:

1. U.S. Health Care Industry Statistics and Market Size Overview

PreviousNext

Show/Hide CitationCitation GuidelinesExcelPDF

U.S. Health Care Industry Statistics and Market Size Overview

Last Updated: 08-09-2017

	Amount	Units	Year	Source
Expenditures				
National Health Care Expenditures	3,539.3	Bl. US\$	2017*	CMS
in 2025	5,548.8	Bl. US\$	2025*	CMS
National Health Care Expenditures per Capita	10,833	US\$	2017*	CMS
National Health Care Expenditures as a Percentage of GDP	18.3	%	2017*	CMS
National Health Care Expenditures by Type:				
Hospital Care	1140.8	Bl. US\$	2017*	CMS
Physician & Clinical Services	717.0	Bl. US\$	2017*	CMS

Outstanding Company Profiles: Search, View, and Export Prospects, Contacts and Financials

- U.S. and non-U.S. firms
- Publicly-held
- Privately-held
- Subsidiaries
- Top emerging companies

Plunkett Research[®], Ltd.
Business, Industry & Company Market Research

HomeContact & SupportMyResearchAccountSMAdministratorTerms of UseFAQsLog Out

Home > Transportation, Supply Chain & Logistics Industry Research Center > Company Profile

Transportation, Supply Chain & Logistics Industry

Market Research & TrendsStatisticsCompanies & ExecutiveBuild-A-ReportIndustry AnalyticsIndustry AssociationsVideoGlossary

Company Profile: **TOYOTA MOTOR CORPORATION**

[Back to Search Results](#)[Show/Hide Citation](#)[Citation Guidelines](#)[Printer Friendly Version](#)[PDF](#)

Latest Toyota Motor Corporation Jobs jobs by Indeed

Customer Service Representative - Cedar Rapids, IA
Prius Product Planner
Automotive Claims Specialist - Cedar Rapids, IA
[Job Details + More Jobs](#)

Company Profile

TOYOTA MOTOR CORPORATION (WWW.TOYOTA.CO.JP)

Ticker: TM
Exchange: NYS
Parent Company:
Year Established: 1937
Employees: 338,875
Fiscal Year Ends in March

Phone: 81 565282121
Fax: 81 565235800
Address: 1 Toyota-cho
Aichi Prefecture
Toyota, 471-8571 Japan

Map

Executives, Competitors, Industry Averages, Export Tools

Research companies and their growth plans. And, from each company profile, you can link to financial statements, officer biographies and industry rankings.

Company Profile		
TOYOTA MOTOR CORPORATION (WWW.TOYOTA.CO.JP)		
Ticker: TM	Phone: 81 565282121	
Exchange: NYS	Fax: 81 565235800	
Parent Company:	Address: 1 Toyota-cho	
Year Established: 1937	Aichi Prefecture	
Employees: 338,875	Toyota, 471-8571 Japan	
Fiscal Year Ends in March		
Map		
Types Of Business	Industry Ranks	Total Revenue
Industry NAICS code: 336111	1. Volkswagen AG	222,865,800,000
	2. Toyota Motor Corporation	220,844,300,000
	3. General Motors Company (GM)	155,929,000,000
Automobile Manufacturing	4. Ford Motor Co	144,077,000,000
Manufactured Housing	5. Daimler AG	142,963,100,000
Advertising & e-Commerce Services	6. Honda Motor Co Ltd	108,077,400,000
Financial Services	7. Fiat Chrysler Automobiles NV	105,775,900,000
Telecommunications Services	8. SAIC Motor Corporation Limited	101,389,800,000
Information Technology	9. Nissan Motor Co Ltd	92,241,380,000
Nanotechnology Research	10. BMW (Bayerische Motoren Werke AG)	88,505,440,000
Contacts	Text	Excel
Ikuo Uno	Director	Toyota Motor Corporation designs, manufactures, assembles and sells passenger cars, minivans, commercial vehicles and related parts and accessories in 160 countries under the Toyota, Lexus, Daihatsu and Hino brands. The firm operates in three segments: automotive, financial and other. Its primary automotive markets are Japan, which generates approximately 29.9% of its sales; North America, which generates 29%; Asia, 13.5%; Europe, 11.9%; and other (Central and South America, Oceania, Africa and the Middle East), 15.7%. Toyota produces both conventional engine vehicles and hybrid vehicles, with automobile types including subcompact and compact cars; mini-vehicles; mid-size, luxury, sports and specialty cars; recreational and sport-utility vehicles; pickup trucks; minivans; and buses. Subsidiary Daihatsu Motor Co. produces and sells mini-vehicles and compact cars. Another subsidiary, Hino Motors, produces and sells commercial vehicles such as trucks and buses. Toyota produces automobiles and related components through over 50 manufacturing
Mark Hogan	Director	
Haruhiko Kato	Director	
Shigeru Hayakawa	Director	
Akio Toyoda	Director/CEO/President	
Takeshi Uchiyamada	Director/Chairman of the Board	
Didier Leroy	Director/Executive VP	
Takahiko Ijichi	Director/Executive VP	
Nobuyori Kodaira	Director/Executive VP	

Search/Export Thousands of Leading Industry Associations

Plunkett Research[®], Ltd.
Business, Industry & Company Market Research

HomeContact & SupportMyResearchAccountSMAdministratorTerms of UseFAQsLog Out

Home > > Industry Associations

Biotechnology, Drugs & Genetics Industry

Market Research & TrendsStatisticsCompanies & ExecutivesBuild-A-ReportIndustry AnalyticsIndustry AssociationsVideoGlossary

Associations / Organizations

Show/Hide CitationCitation Guidelines

Bioinformatics Institute (A*STAR Singapore)
www.bii.a-star.edu.sg

Map

Address 1:30 Biopolis St.
Address 2:07-01 Matrix
City:Singapore
State:
Zip or Postal Code:138671
Country:Singapore


Email:enquiry@bii.a-star.edu.sg
Toll-Free:
Phone:65-6478-8298
Fax:

The Bioinformatics Institute has developed and deployed analytical tools and computational techniques for biology research both in-house and through close collaboration with experimental and clinical groups within and outside the Biopolis and Singapore. Its web site includes information on current research as well as links, databases, and events.

Analytics for 500 Industry Sectors, with Market Size & Growth Forecasts

For hundreds of NAIC
Industry Codes:

- Industry revenues
- Company count
- Employee count
- Historical revenues
- Benchmarks
- Financial metrics
- Revenue forecasts

 **Plunkett Research, Ltd.**
Our Market Research = Your Smart Decisions

HomeContact & SupportMyResearchAccount™AdministratorTerms of UseFAQsAccessibility PolicyLOG OUT

Home > Biotechnology, Drugs & Genetics Industry Research Center > Industry Analytics

Biotechnology, Drugs & Genetics Industry

Market Research & TrendsStatisticsCompanies & ExecutivesBuild-A-ReportIndustry AnalyticsIndustry AssociationsVideoGlossary

Industry Analytics

Industry SummaryEmployment and EstablishmentsIndustry Description

Industry Summary

Related Industries: [Health Care](#) [Chemicals](#) [Engineering & Research](#)
A major update of this data was completed on: August 11, 2017
Incremental updates are done on a regular basis and posted each Friday night.

NAIC	325412
Title	Pharmaceuticals and Drug Manufacturing Industry (U.S.)

Revenues (2016)	\$185,410,637,546
Employees (2016)	203,400
Annual Revenue Growth Rate (2016)	9.40 %
CAGR*, Estimated (2008 through 2016)	2.97 %
Revenues (2024)	\$313,085,795,886
CAGR*, Estimated (2017 through 2024)	6.57 %

* = Compound Annual Growth Rate

Top U.S. Companies Operating Within This Industry Include:

Company	Revenues (Whole Numbers) 2016 or latest year available
Johnson & Johnson	\$71,890,001,920
Pfizer Inc	\$52,823,998,464

All Pages are Linked to Glossary Terms and Citations

Plunkett Research[®], Ltd.
Business, Industry & Company Market Research

HomeContact & SupportMyResearchAccountSMAdministratorTerms of UseFAQsLog Out

Home > InfoTech, Computers & Software Industry Research Center > Glossary > A

InfoTech, Computers & Software Industry

Market Research & TrendsStatisticsCompanies & ExecutivesBuild-A-ReportIndustry AnalyticsIndustry AssociationsVideoGlossary

Glossary - A

[Back to Main Glossary](#)

Show/Hide CitationCitation Guidelines

0-9A B C D E F G H I J K L M N O P Q R S T U V W X Y Z

Term	Definition
Access Network	The network that connects a user's telephone equipment to the telephone exchange.
Active Server Page (ASP)	A web page that includes one or more embedded programs, usually written in Java or Visual Basic code. See "Java."
Active X	A set of technologies developed by Microsoft Corporation for sharing information across different applications.
ADM	The application, development and maintenance of software.
ADN	See "Advanced Digital Network (ADN)."
Advanced Digital Network (ADN)	See "Integrated Digital Network (IDN)."
AI	See "Artificial Intelligence (AI)."
Ajax	Asynchronous JavaScript and XML. It is a technology that enables web page data to update within a browser on a continuous basis, thus updating the page on the fly. This means that applications that reside on the Internet, such as instant messaging, can appear to run so quickly that they seem like programs that are local to a user's computer. An example is Google Inc.'s Google Maps, launched in 2005. During that year, Microsoft also announced services that will run via Ajax.
Analog	A form of transmitting information characterized by continuously variable quantities. Digital transmission, in contrast, is characterized by discrete bits of information in numerical steps. An analog signal responds to changes in light, sound, heat and pressure.
Analog IC (Integrated Circuit)	A semiconductor that processes a continuous wave of electrical signals based on real-world analog quantities such as speed, pressure, temperature, light, sound and voltage.

Better Tools & Exports

- 
- **One-click exports to PDF or Excel files from any Page**
 - Quickly export formatted data files
 - **MyResearchAccount™**
 - Save your searches
 - **Build-A-Report™**
 - Create custom executive summaries and reports in PDF
 - **Export Company Contacts**
 - Build company and executive contact lists in seconds, export to Excel or text
 - **Export Associations**
 - Build contact lists of industry associations and professional societies
 - **Industry Analytics**
 - Covering hundreds of Industry Sectors

User-Friendly Tools

Better Prices – You Won't find a Better Value than Plunkett

CONTACT: info@plunkettresearch.com | 713.932.0000 USA
www.plunkettresearch.com

Copyright © 2017, Plunkett Research, Ltd.
